



ECTA CONFERENCE 2009



*Implementing the ECTA
Responsible Care Scheme in
the European Chemical Land
Transport Industry*



Responsible Care and SQAS

Jos Verlinden



ECTA 10th Anniversary Conference
Barcelona, 13 February 2009



Logistics Stewardship



What is logistics stewardship?

The responsible management of the health, safety, environmental and security aspects of the transport and handling of chemical products throughout its logistics chain, from loading point to final destination

“Responsible Care along the logistics chain”



Logistics Stewardship



Who is responsible for logistics stewardship?

- All parties in the logistics chain have a role to play
- There must be a cascading of responsibilities in the logistics chain
- Each party must have an HSSE risk management system
- SQAS is a key tool in checking that the party at the next level in the logistics chain is working according to the required HSSE standards

Shipper/Contracting party ⇒ main LSP ⇒ subcontractors ⇒ driver/operator

SQAS Coverage

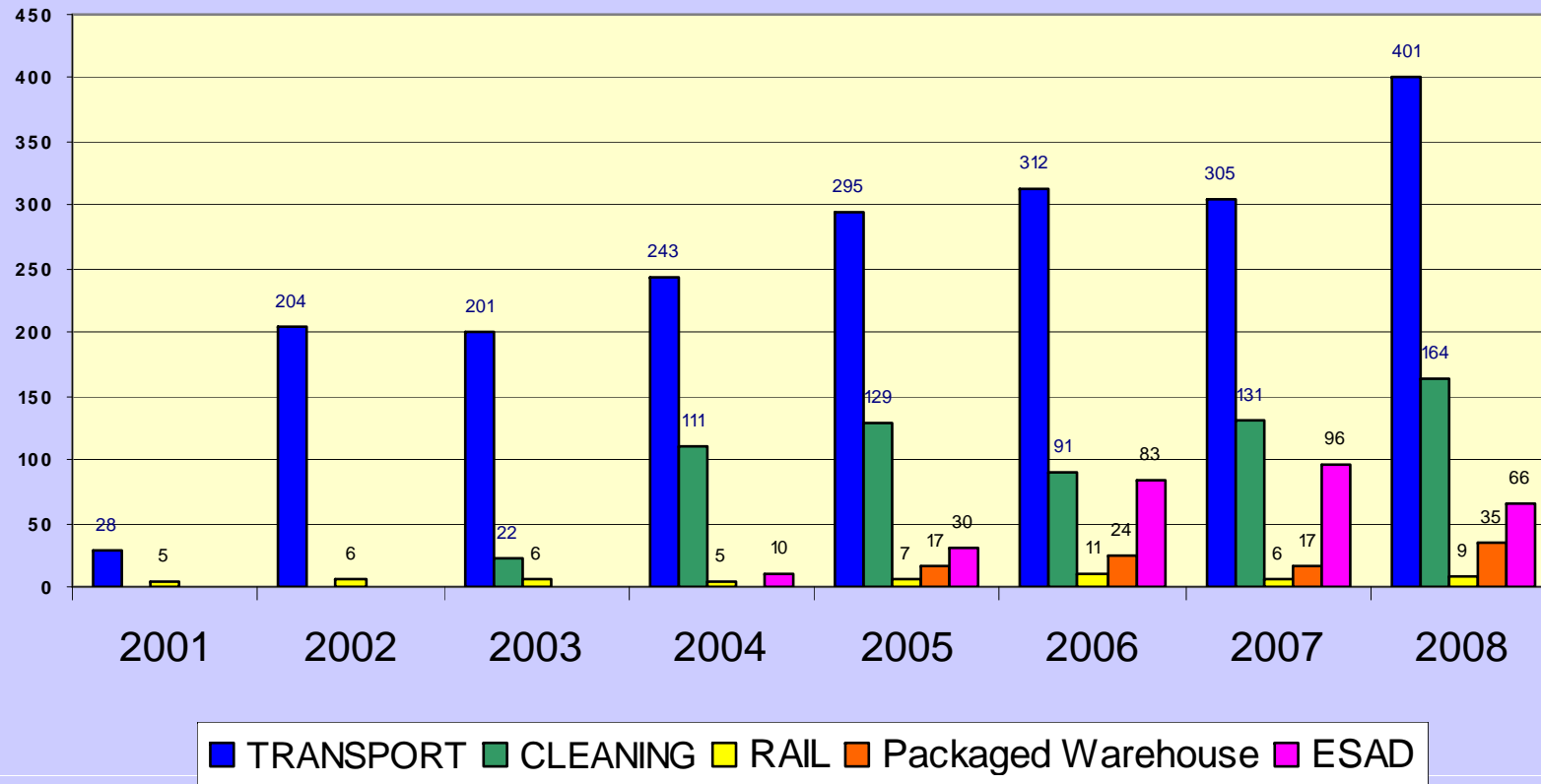
Cefic (Land / Europe)	CDI (Marine / Global)
<p><u>Land Logistics Chain</u> Transport Services Tank Cleaning Stations Rail Carriers Packed Warehouses RTC Maintenance Workshops</p> <p><u>Chemical Distributor (ESAD-II)</u></p> <p><u>Inland waterways / Barges (EBIS)</u></p>	<p><u>CDI-M (Ship inspections)</u></p> <p><u>CDI-T (Bulk Terminals)</u></p> <p><u>CDI-MPC (Marine Packed Cargo)</u> Ships Shipping Lines Container Freight Stations Freight Forwarders Tank Container Operators Port Agencies Transfer Terminals (sea)</p>



Number of SQAS assessments



Number of SQAS assessments on the database per module / per year





Number of SQAS assessments on database



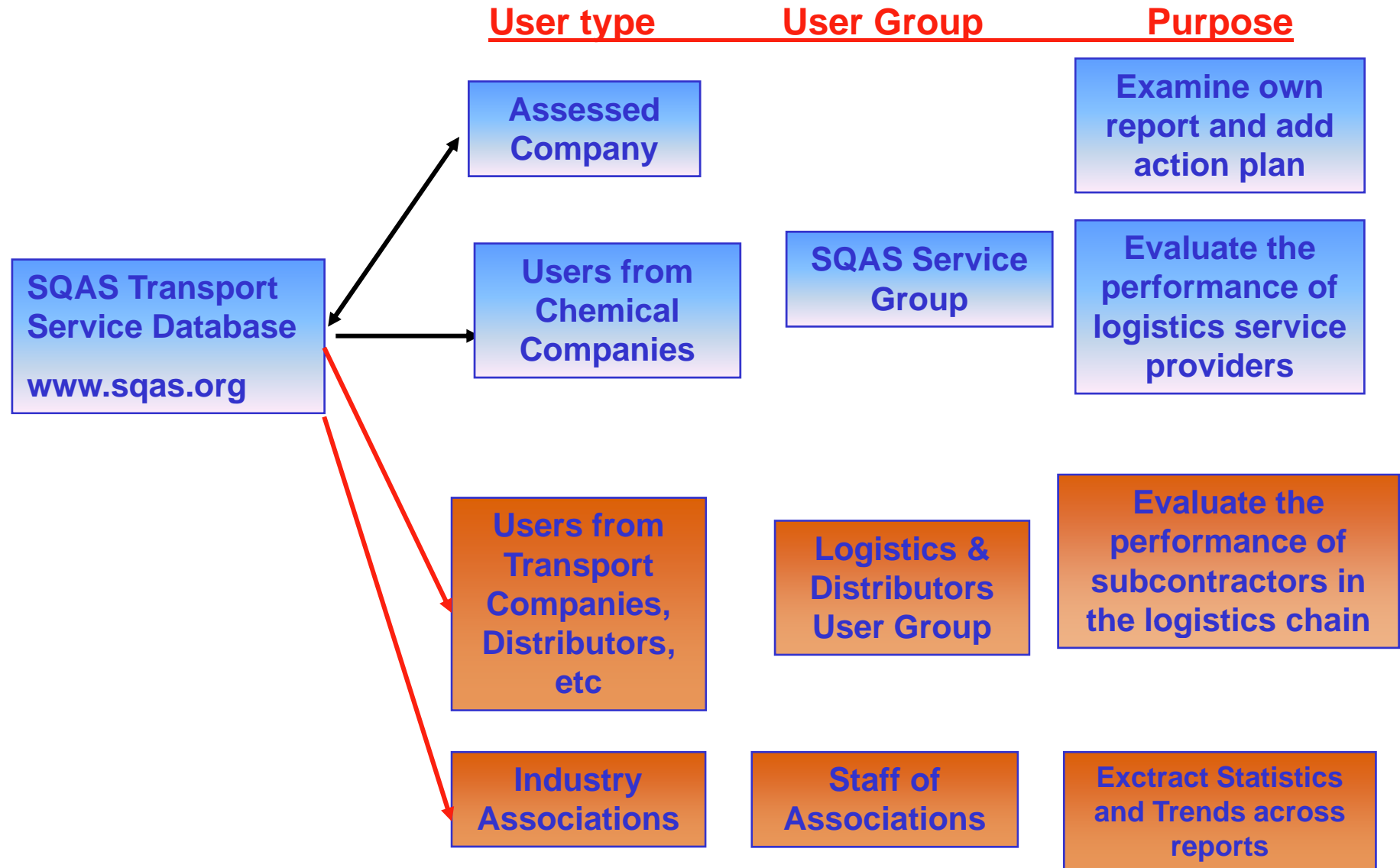
	Total	Active
Road Transport	1999	1006
Cleaning Stations	653	382
Rail Carriers	51	21
Warehouses	93	76
Distributors	285	237
TOTAL	3081	1722

Transport Service

Average score per (sub)section

	Score, % of YES			
	Period	2006	2007	2008
	Nr. reports	97	315	401
1. Management		85%	83%	84%
2. Safety, Health and Environment		83%	76%	77%
2.1. Risk Assessment and Risk Management		66%	70%	71%
2.2. Safety		78%	76%	77%
2.3. Health		90%	89%	88%
2.4. Environment		96%	96%	96%
3. Security		58%	62%	63%
4. Supply Chain Management and Subcontracting		73%	67%	69%
4.1. Choice of logistics solutions and Supply Chain Management		77%	76%	77%
4.2. Subcontracting Services		78%	74%	77%
4.3. Performance monitoring of logistics partners		65%	60%	64%
5. Equipment		63%	77%	76%
5.1. Equipment Specification		63%	71%	74%
5.2. Equipment Inspection, Maintenance and Calibration		82%	85%	85%
5.3. Purchase and maintenance of equipment by logistics partners		43%	44%	39%
6. Behaviour Based Safety (BBS or equivalent programme)		35%	48%	48%
6.1. Awareness of all service partners		32%	33%	33%
6.2. BBS for Safe Driving		37%	51%	51%
6.3. BBS for safe Loading/Unloading		37%	40%	43%
7. Security in Transport		61%	65%	69%
7.1. Security Plan		66%	67%	71%
7.2. Security during transport		57%	64%	69%
8. Site Operating Procedures and Customer Interface		85%	85%	85%
9. Order Process and Operations		84%	84%	85%
10. Specific types of Transport Services and their activities		92%	93%	88%
11. Site Inspection		91%	91%	92%
Total Average:		76%	78%	79%

Users of the SQAS Database



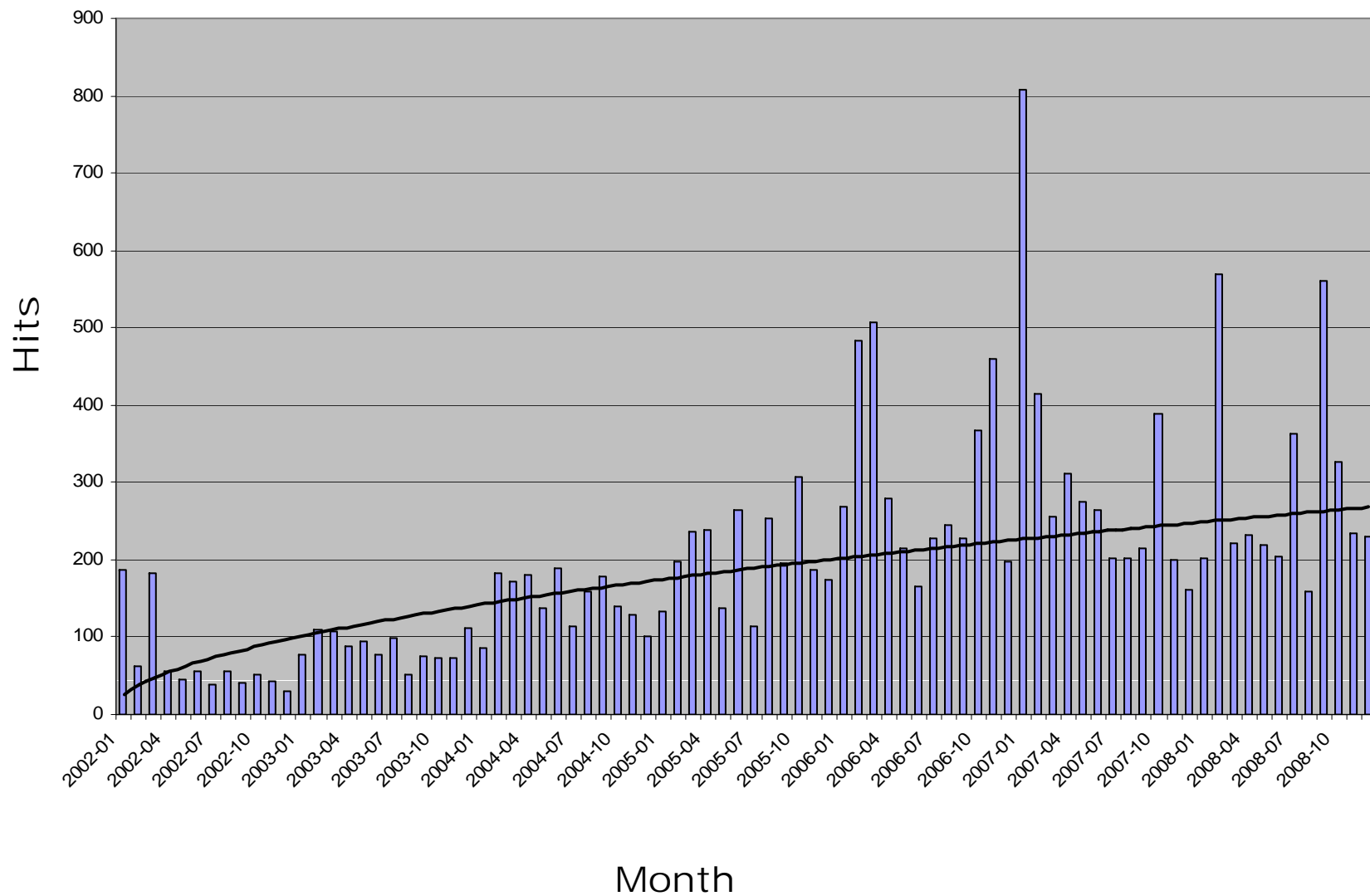
SQAS Service Group

45 Member Companies

ALBEMARLE EUROPE SPRL	Clariant International Ltd.	Petresa
Afton Chemical SPRL	DOW Europe S.A.	Polimeri Europa
Air Liquide SA	DSM	Procter & Gamble
Air Products & Chemicals Inc.	Dupont	Repsol Quimica
Akzo Nobel	Eastman Chemical	Rhodia
Arizona Chemical AB	Evonik	Rohm and Haas
Arkema	ExxonMobil Chemical	SABIC EuroPetrochemicals B.V.
Ashland Inc	F. Hoffmann-La Roche Ltd	Shell Chemicals
BASF SE	Huntsman Holland BV	Solvay S.A.
BP Chemicals	Ineos	Syngenta Ltd
Bayer AG	Infineum	Tessenderlo Chemie NV
Borealis Polymers	Lanxess Deutschland GmbH	Thermphos International B.V.
CHEMTURA	Lucite International UK Ltd	Total
Celanese Chemicals Europe GmbH	LyondellBasell Industries	Total Petrochemicals
Ciba Spezialitätenchemie AG	Perstorp AB	Wacker Chemie AG

SQAS Transport Service

Number of hits per month by chemical users



Logistics & Distributors User Group



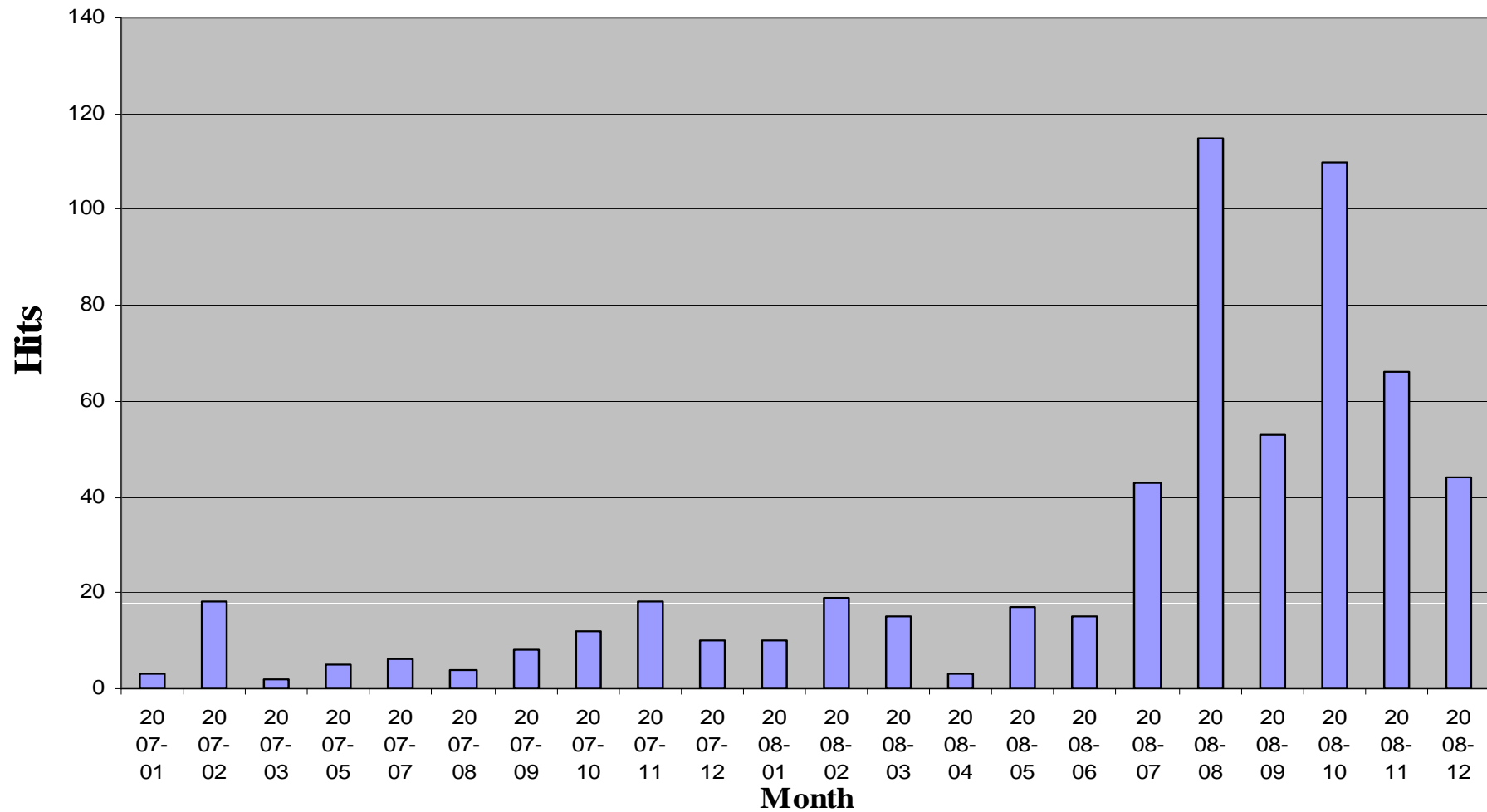
- Created in 2006
- 62 members
- First General Assembly on 1 Oct 2008: experience sharing, learning about the system features, requirements from their perspective (e.g. automated access authorization)

Logistics & Distributors User Group

A.T.A. (AMATO TRANSPORTS)	FRIGO-TRANS-EAST GMBH	MIGDZYNARODOWY
ADR LOGISTICS KFT	GARLAND TRÂNSITOS, LDA	NIJHOF-WASSINK B.V.
ADR TRANSPORT AB	GCATRANS	ODYSSEY LOGISTICS EUROPE BVBA
ALFONS GREIWING GMBH	GEODIS BM	PAÑALON S.A.
ALFRED TALKE SPEDITION	GIRAUD INTERNATIONAL FRANCE	RMI CHEMICAL LOGISTICS BV
AUG. HEDINGER GMBH & CO. KG	GROUPE SAMAT	ROLLER CHEMICAL SRL
BARIAU-LECLERC	GRUBER GMBH	SINTECO SRL
BERTSCHI AG	GUARQUE S.L	SJ BARRICK LTD
CLAESSEN TRANSPORT	GÖKBIL TRANSPORT STORAGE IND	SPEDITION GÜNTHER ANDRES
CTL AUTOZAP Sp. z.o.o.	HAESAERTS INTERMODAL N.V.	SPEDITIONS HOLDING GMBH
DE DECKER - VAN RIET BVBA	HOYER GmbH	STAR CHEMICAL LOGISTIC SpA
DE RIJKE TRANSPORT	IAT KEMI A/S	STAR POLSKA TRANSPORT
DEN HARTOGH LIQUID LOGISTICS BV	INTER FERRY BOATS NV	STOLT TANK CONTAINERS BV
DHL FREIGHT BENELUX	INTERBULK GROUP (UTT)	TRANSPORT MERVIELDE
DHL FREIGHT GMBH	KARL SCHMIDT SPEDITION	TRANSPORTBEDRIJF CLAESSENS BV
EGO SPEDITION GMBH	KLAESER INT. FACHSPEDITION	TRANSPORTS ISMERT
EMONS SPEDITION GMBH	KRAHN CHEMIE GMBH	UNIVAR EUROPE
ETT EHRHARDT TANKTRANSPORTE	KUBE & KUBENZ	VOS BULK LOGISTICS
FAHRZEUGBAU GmbH	KUEHNE + NAGEL (AG & CO.) KG	VTG AG
FERRARI ALDO TRASPORTI	LANFER LOGISTIK GmbH	WAUTERS TANKTRANSPORT
FITSCHEN TRANSPORT GMBH & CO. KG	MARENZANA SpA	

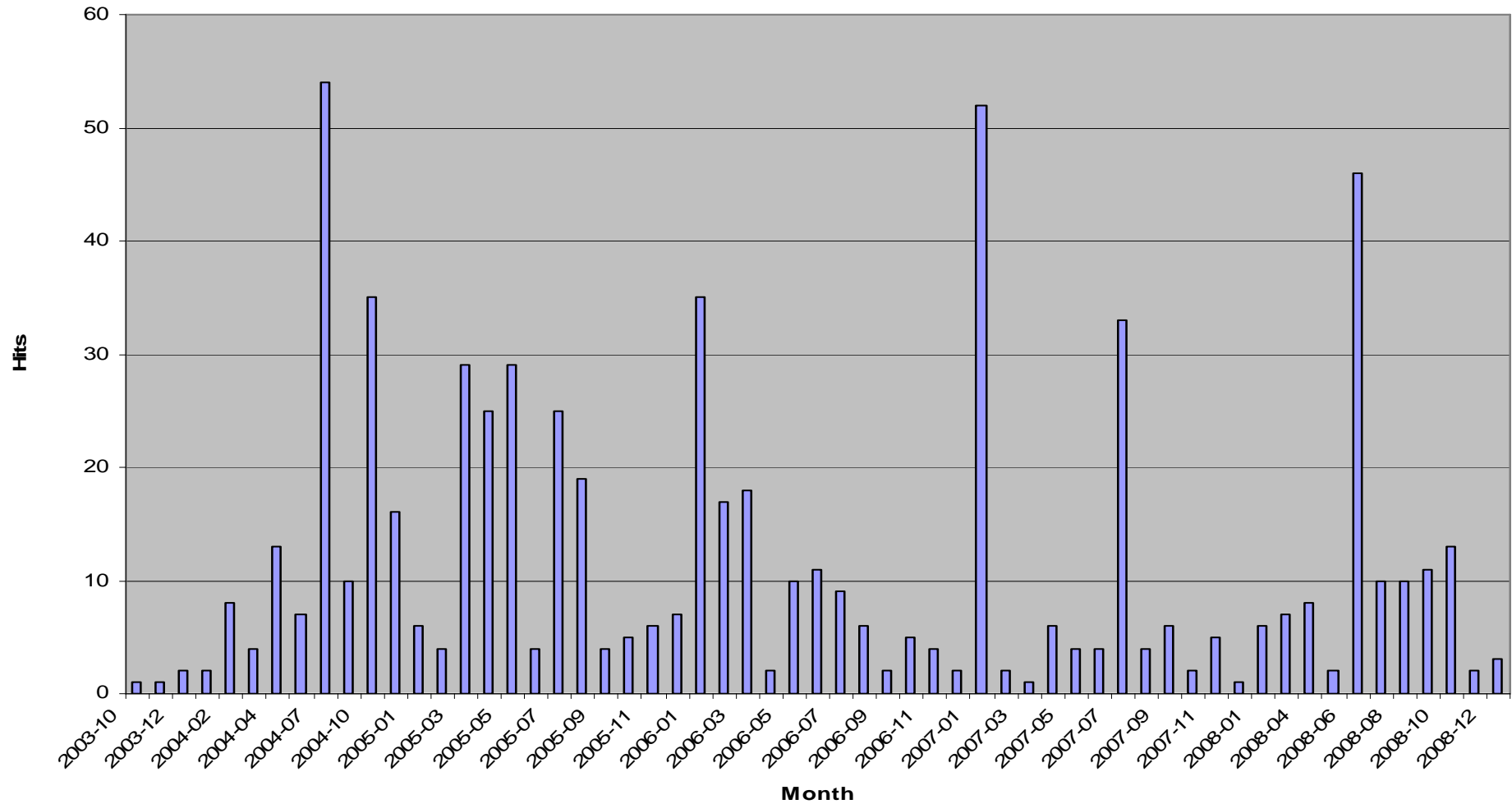
SQAS Transport Service

Number of hits per month by logistics & distributors users



SQAS Cleaning

Number of hits per month by logistics & distributors users



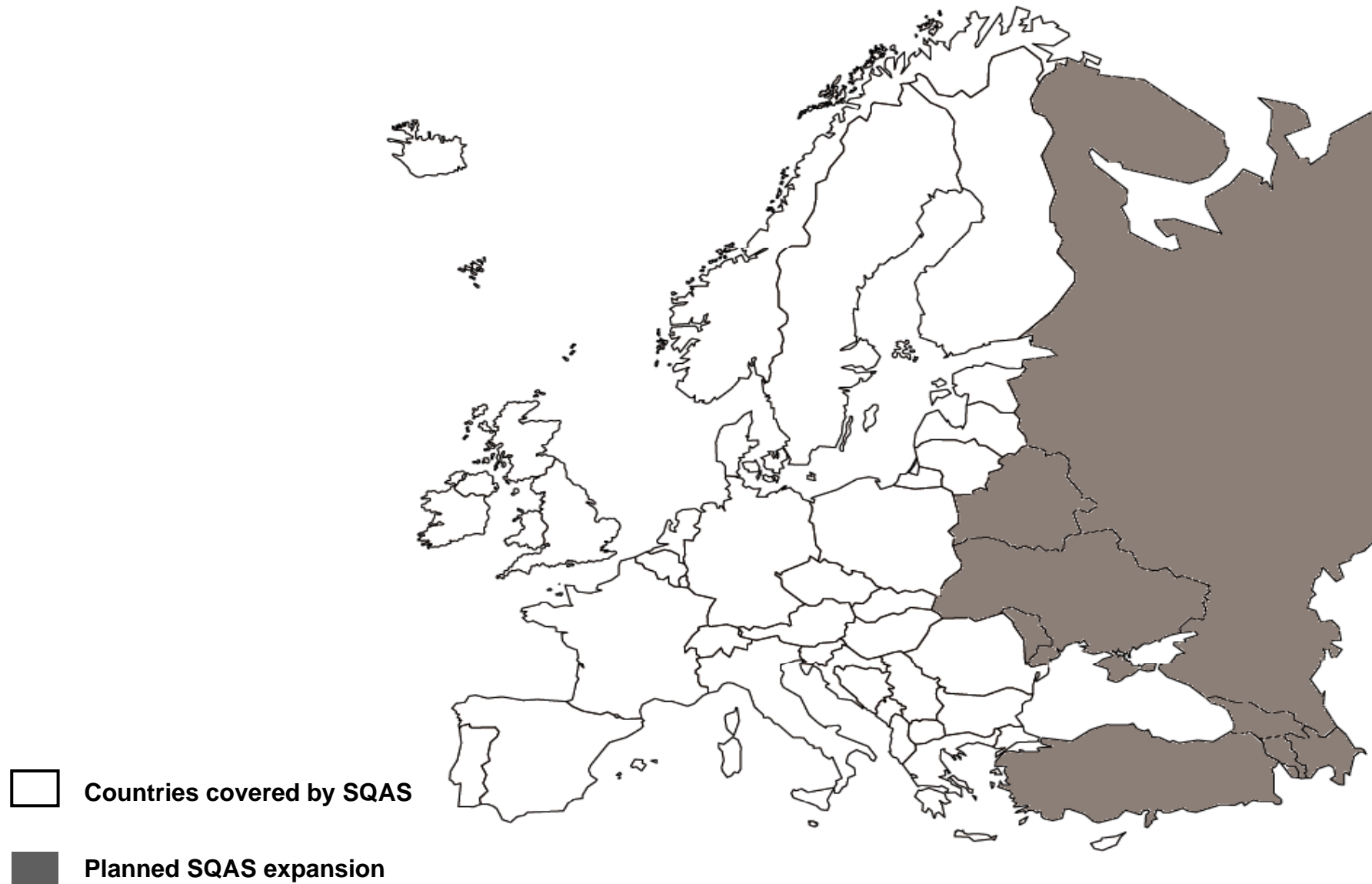


Use of SQAS Transport Service Database



	End 2003	End 2008
SQAS Service Group		
Number of member companies	37	45
Number of users of the database	125	341
Total number of hits by chemical users	1.741	16.952
Average number of hits per chemical user	6.5	33.2
Average number of hits by report	4.4	9.8
Logistics & Distributors User Group		
Number of member companies	-	63
Total number of hits by users	-	672

Territorial Scope of SQAS





SQAS is very successful...



Current status

- 6 modules with in total 3000 assessments on the database
- Professional database system with growing functionality
- Quality of assessments is good but needs further improvement
- Geographical coverage is expanding



SQAS is very successful...but it needs continuous attention and improvement !



-
- It is **not sufficient** to do assessments, they also need to be used.
 - There is a stagnation in the use of the system by chemical companies and criticism from the logistics industry that SQAS does not get enough attention from chemical producers.
 - There is also a need for LSP's to use the system more actively as part of **logistics stewardship along the logistics chain** (subcontractors, cleaning stations, ...)

SQAS should be an
internal & external driver
of continuous improvement



Priorities for “SQAS 2010”



- **Optimize assessment questionnaire (focus on key issues)**
- **Stricter control on quality of assessments and assessors**
- **More emphasis on improvement actions (to become part of the assessment report on the database)**
- **Stimulate more active use of the SQAS reports by chemical & transport companies**

Good HSSE = Good Business

also under difficult economical conditions

In God you trust...

...but all the rest you audit.