

ECTA

EUROPEAN CHEMICAL
TRANSPORT ASSOCIATION



RC RESULTS 2016 CHALLENGES 2017-2018

BRUSSELS, 14 SEPTEMBER 2017

Prepared by:

Evert de Jong: ECTA RC Coordinator

ECTA Organization & members update



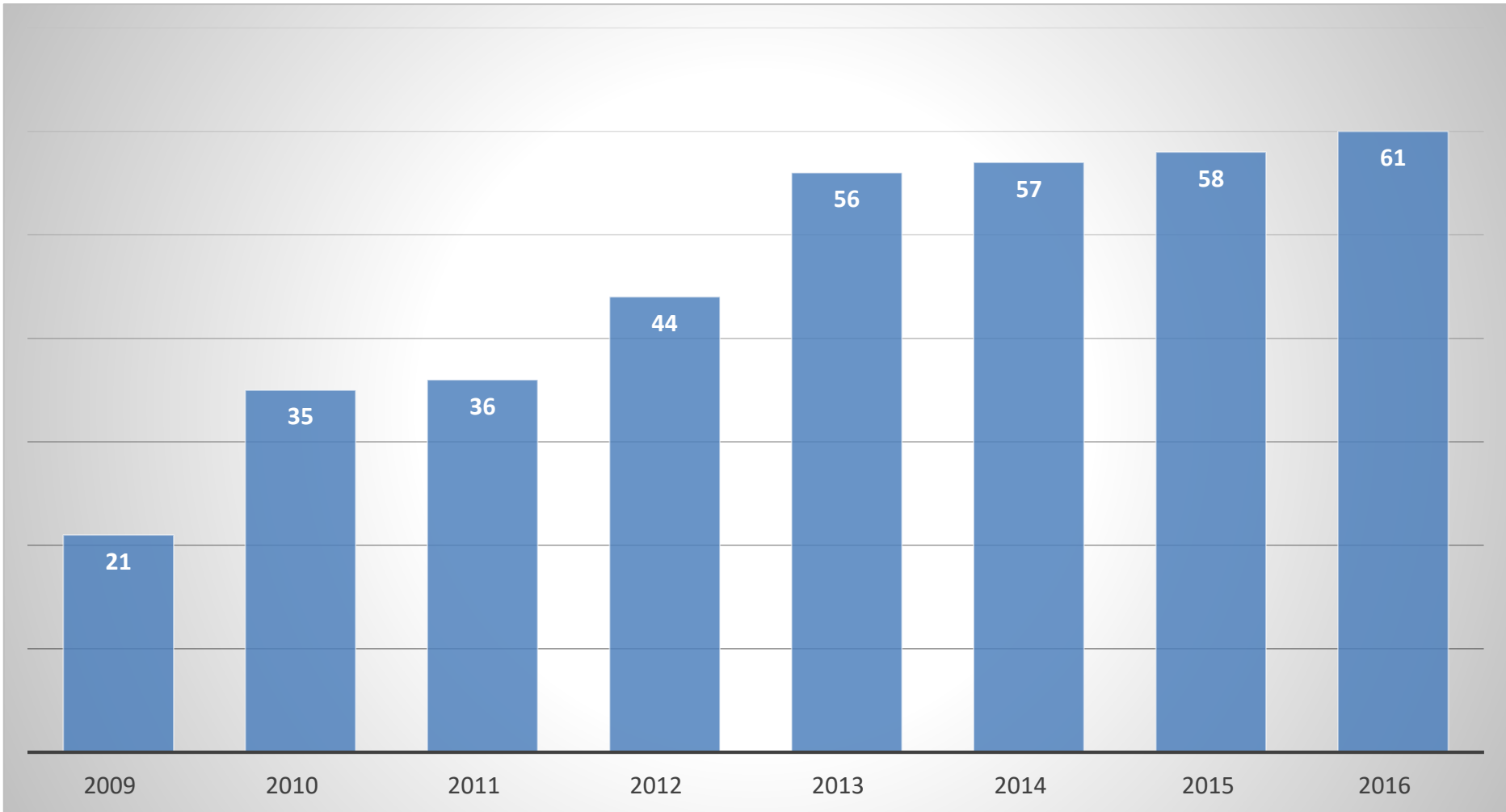
ECTA RC members & RC coordinators
(61 RC members)



ECTA company members & representatives
(92 full members – 8 associate members – 6 affiliate members)
Total of 106 ECTA members



ECTA RC membership over the years



ECTA's practical commitment to RC

SQAS T&A

Cefic / ECTA IT
CO2 calc.?

Cefic INDA

IT E-ECD

IT Driver
Availability

FECC RC
Comm.

SIG RC

IT DG
Terminals

SQAS
Exec.Comm.

RC Annual
Plans

GPCA

TRANSEC

SQAS T&A

RC Workshop

KPI Reporting

IT Refugees

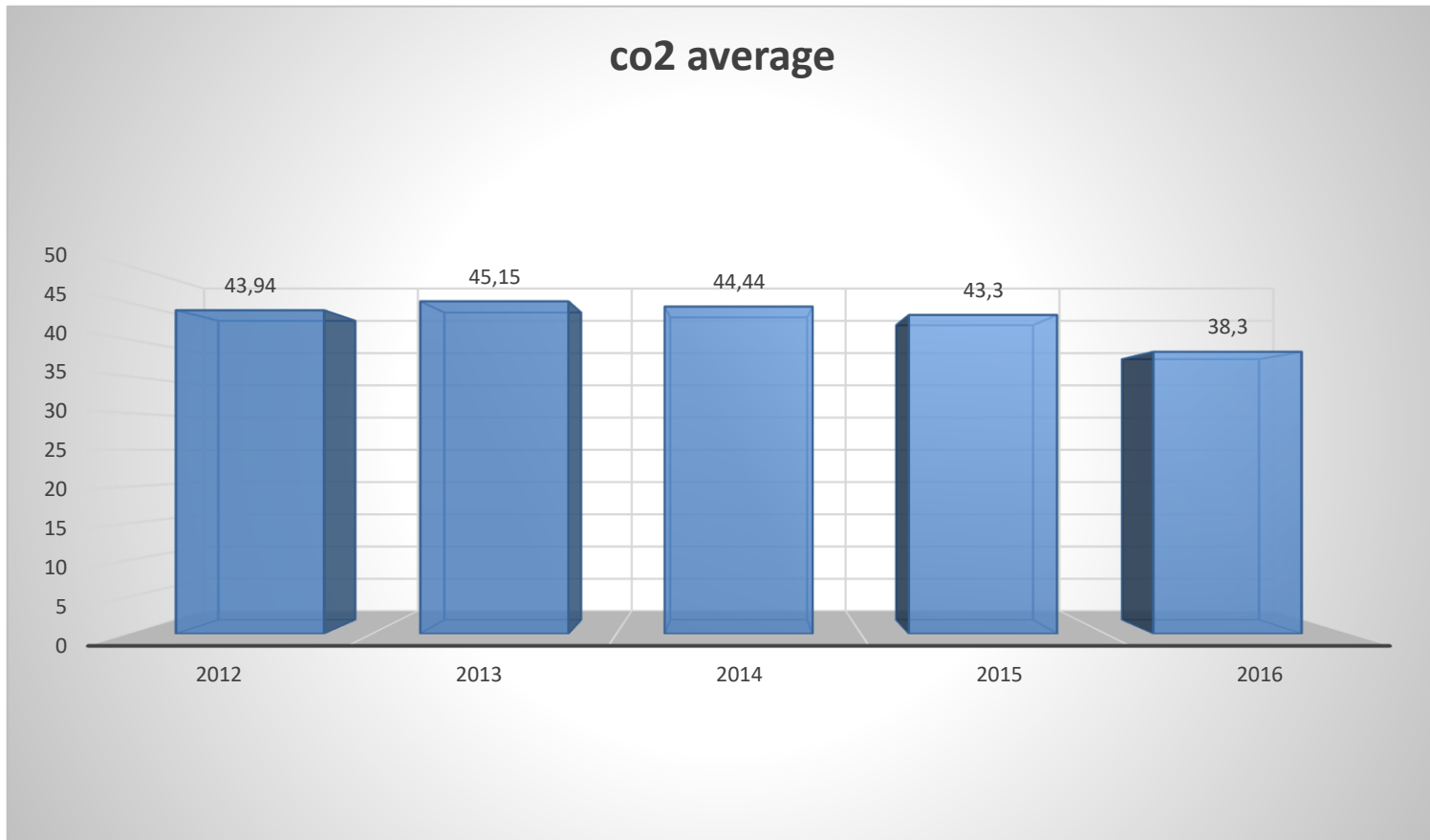


On going issue teams

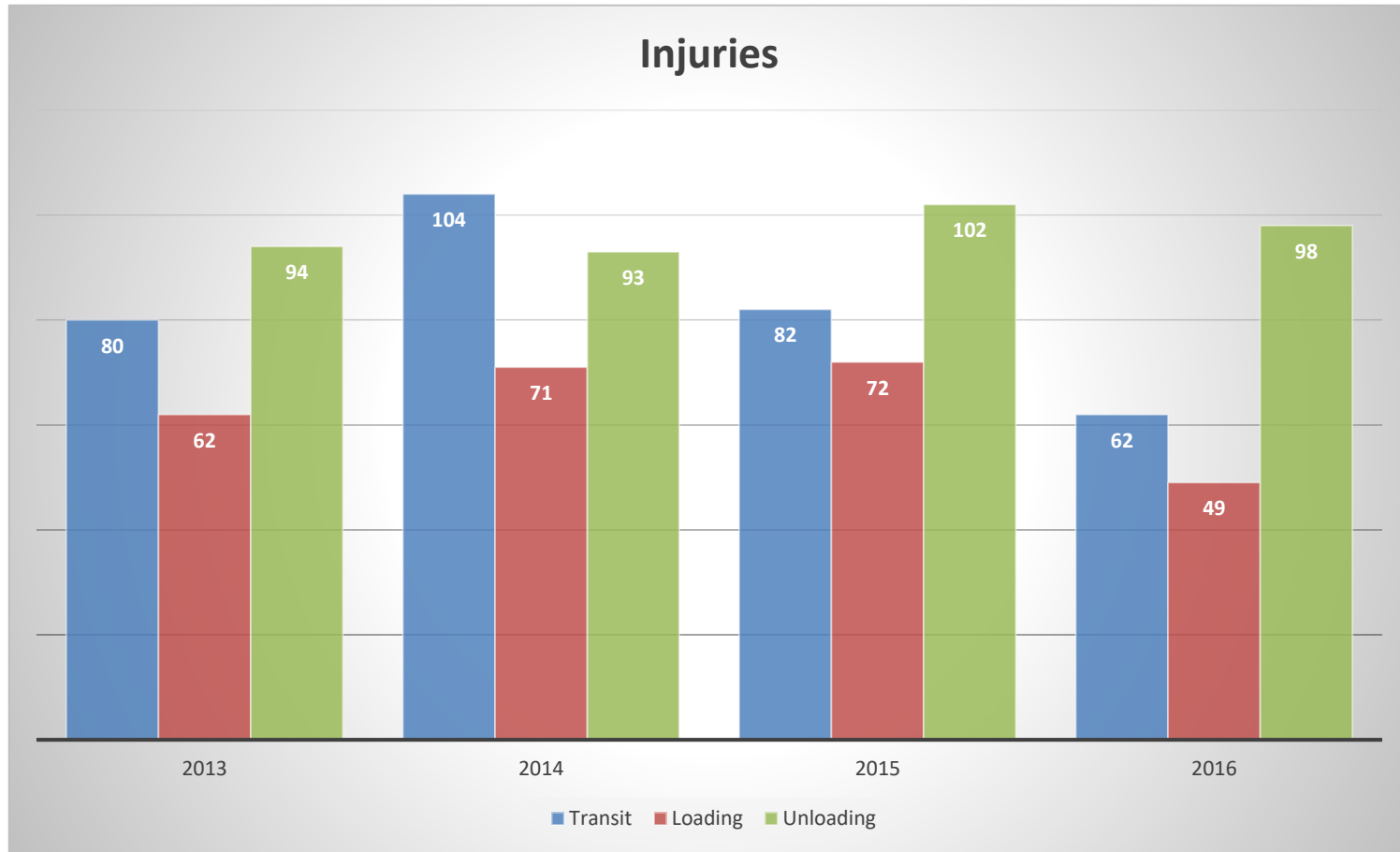
ECTA KPI Consolidation

- Completed for publication in the annual report, including the statistics
- Separate sections for the KPI analyses for Tank Cleaning and Warehousing
- Some specific examples for transport are:
 - CO2 Average
 - Lost time injuries

CO2 Averages 2012 - 2016



Lost Time Injuries 2013 - 2016



The Challenges:

1. Revised 'McKinnon' or completely new GLEC-like guideline (better, more reliable, but still in close touch with our customer base)
2. Translation of item 1. into KPI Forms
3. Analyze the need for other changes in the current KPI forms (Transport/Cleaning/Warehousing)
4. Reference to the existing Issue Teams subjects

The Challenges:

5. Revision of other existing Best Practice Guidelines
6. Get better results in bringing down the lost time injuries at unloading sites
7. Coordinate Stakeholders' Electronic systems changes if/when Responsible Care aspects are involved
8. Assist to get better implementation of current Best Practice Guidelines

ECTA

