

LKW WALTER Sustainability

SQAS 2022 - emissions

ECTA Workshop, 7th october 2021



A long history at LKW WALTER.



„It is our goal, that all corporate activities are designed in such a way, that the **environment is protected.**“

**Michael
Krainthaler**

Member of the
Management
Board

**Intermodal
transport**



**Alternative
fuels**



**Smart
mobility**





**GREEN
TRANSPORT**

600.000
tons CO₂ savings

740.000
FTL Intermodal

16.000
Intermodal
trailers

Euro 6
Alternative fuels



Way forward ...



Actionplan

Analyses and simulations, Gap-analysen, Project-planings with customers & transportpartners, target-setting.



Measurements

Internal/external trainings, Usage of „green transport“ modalities (modal-shift, roundtrip-systems, standby, alternative engines/fuels), Proceeding projects with our customers and transportpartners.



Monitoring

Monitoring of results of the projects; targets achieved; Improvement Measurements



CO2-Emission eines Auftraggebers ** LKW ** Juni 2021 ** 408340

DE

Datenstand: 20210924

Land - Land Land - Zone Zone - Land Zone - Zone

Land - Land	FTL	km gesamt	Gewicht in kg	CO2 kg	CO2g/toKM
SE - ES	53	136.391	1.162.658	45.711	16
SE - PL	40	47.060	929.221	40.860	41
BE - SK	36	55.332	805.934	49.493	44
FI - CZ	36	63.929	975.957	31.994	19
FI - IT	32	92.819	836.634	40.015	17
SE - IT	32	79.629	775.363	40.522	22
BE - IT	31	43.758	824.365	16.214	15
BE - RO	31	68.618	746.172	58.929	40
Summe aller 88	818	1.389.963	19.791.427	879.923	32

Strassen-to 25 Overview CO2 Certificate

Snd. (IM)	CO2 kalk. Str.	CO2-Reduktion
53	136.944	91.233
8	12.109	5.278
34	71.459	43.266
32	104.804	64.789
32	82.657	42.135
30	48.330	33.563
10	23.480	11.116
472	976.252	540.020

Position	Gewicht (to)	Detail StraÙe			Detail Trucking			Detail Bahn		Detail Shortsea		CO2 gesamt	
		km voll	km leer	CO2	km voll	km leer	CO2	km	CO2	km	CO2	kg	g/toKM
8546/106/0279/001	22,9	0	0	0	496	231	669	1.019	57	0	0	726	21
8546/106/0278/001	23,5	0	0	0	506	48	556	1.019	57	0	0	613	17
8546/106/0224/001	28,2	0	0	0	513	133	658	1.019	57	0	0	715	16
8546/106/0197/001	28,1	0	0	0	940	73	1.085	1.019	57	0	0	1.142	21
8546/106/0165/001	28,1	0	0	0	938	133	1.125	1.019	57	0	0	1.182	21
8546/106/0164/001	28,1	0	0	0	940	109	1.110	1.019	57	0	0	1.167	21
8546/106/0117/001	28,1	0	0	0	905	160	1.107	1.019	57	0	0	1.164	21
8546/106/0107/001	28,1	0	0	0	940	185	1.163	1.019	57	0	0	1.220	22
8546/106/0101/001	28,1	0	0	0	940	76	1.087	1.019	57	0	0	1.144	21
8546/106/0070/001	28,2	0	0	0	408	10	457	1.019	57	0	0	514	13
8546/106/0052/001	28,1	0	0	0	938	5	1.036	1.019	57	0	0	1.093	20
8546/106/0043/001	23,5	0	0	0	507	60	566	1.019	57	0	0	623	17
8546/106/0020/001	27,8	0	0	0	513	87	622	1.019	57	0	0	679	16
8546/106/0017/001	28,1	0	0	0	940	173	1.154	1.019	57	0	0	1.211	22
Summe aller 818	24,2	357.385	42.743	395.914	235.641	47.057	280.242	484.528	148.305	222.609	55.335	879.923	32

LKW

Juni 2021

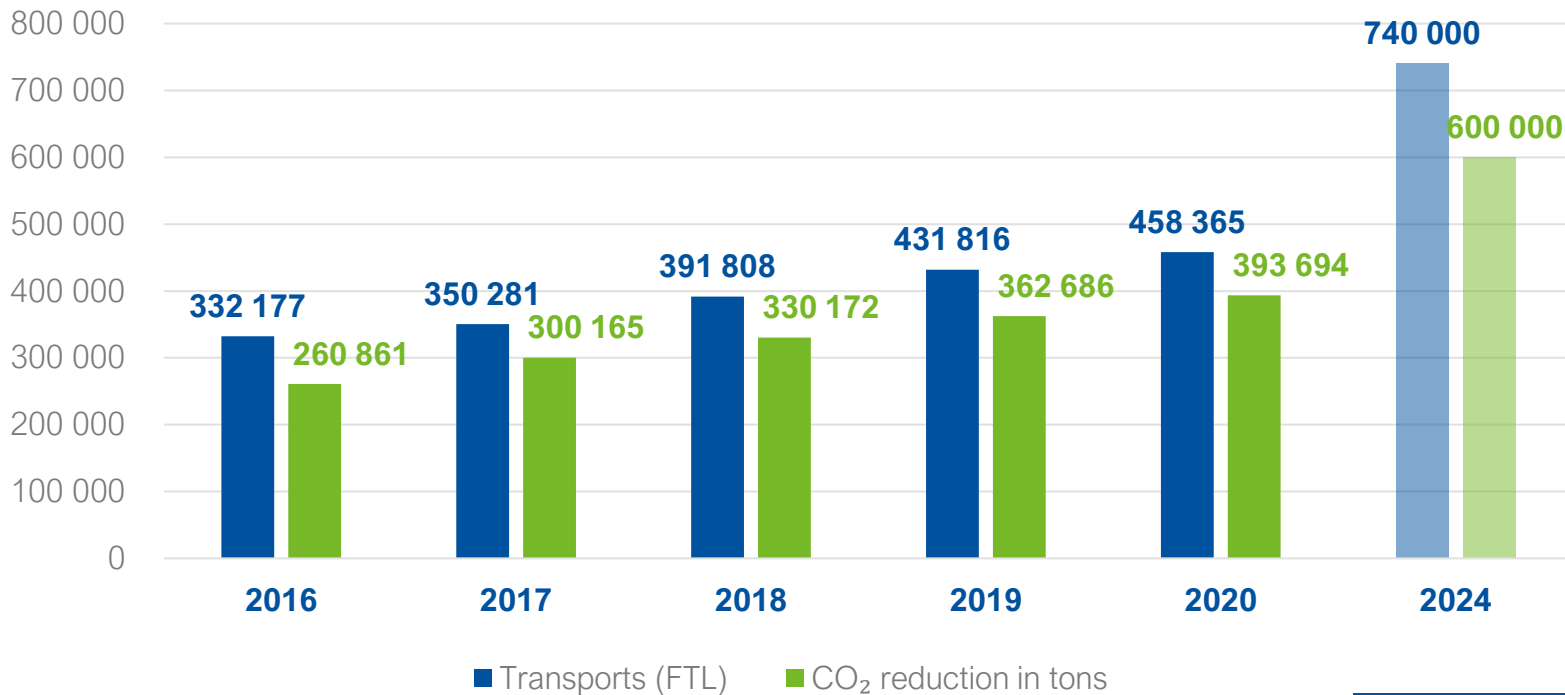
Alle Verkehrsträger

Kunde Konzen

PNR: _____

408340 Borealis AG

Shipment development “Intermodal Transport”





// FACTS & FIGURES

13.000+

Cranable
Trailers

300+

Daily
departures

460.000+

Intermodal FTL in 2020

393.000+

tonnes CO₂ saved!



40.000+

Hectars of wood have the same CO₂-filtereffect
LKW WALTER Combined Transport = size of lake GARDA
(IT)

Mission reducing empty mileage

-25%

35 mio. km and
30 mio. kgs
CO₂ saved!

x 875



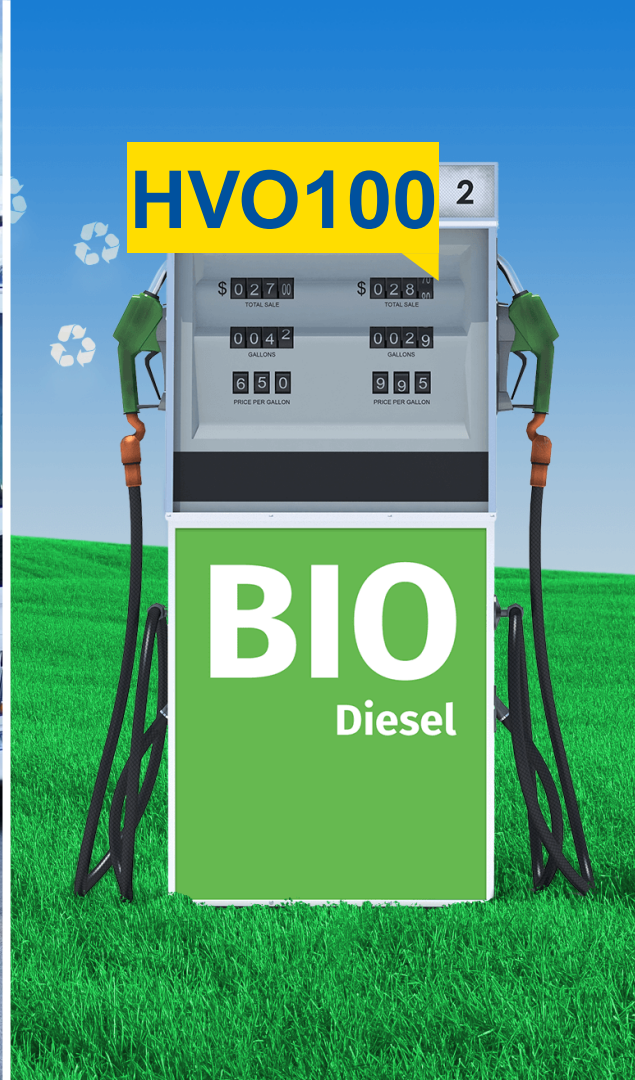
Target 2024: - 2% per year





// ALTERNATIVE TREIBSTOFFE

Bio-LNG



HVO100 2

BIO
Diesel



**Synthetic
fuels**

BEV



eHighway



H₂-hydrogene

// ELEKTRIFIZIERUNG

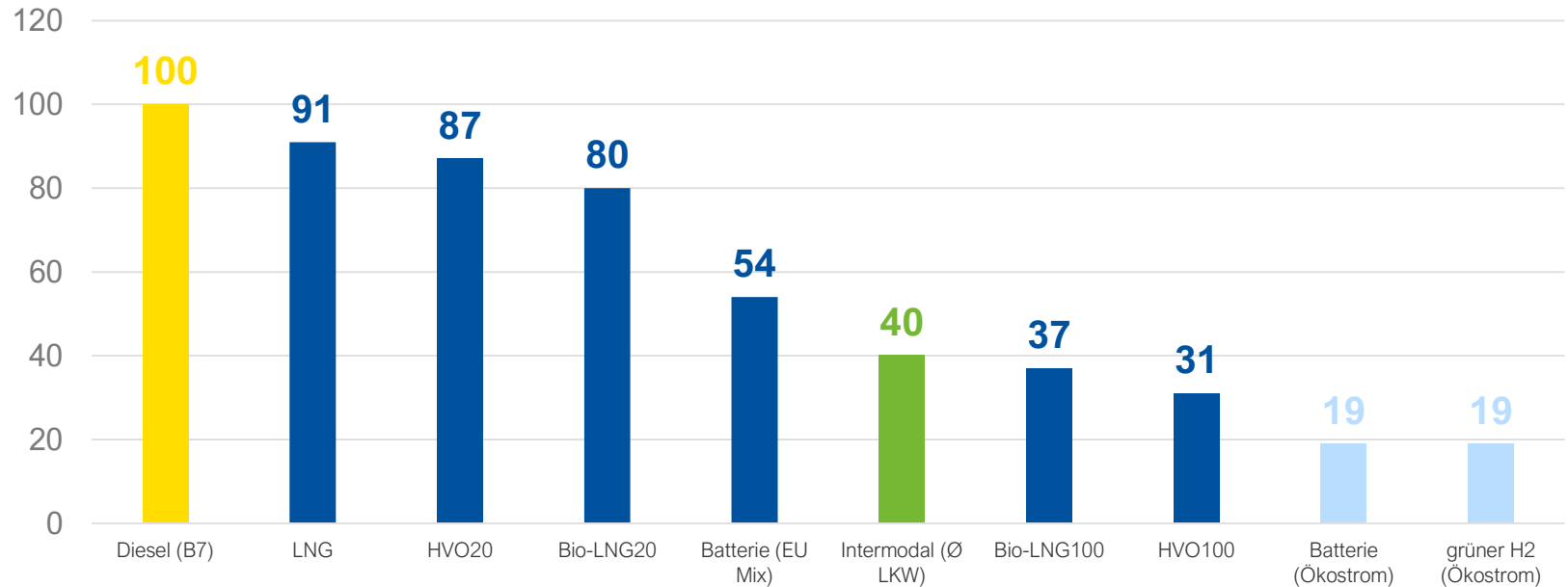


Hybrid
RoRo-Ferry





CO₂-savings of different fuels



Quellen: EcotransIT und Herstellerangaben; eigene Werte aus DWH